

Scaled data based on original data using
LM-79-08 Approved Method: Electrical and Photometric Measurements of Solid-
State Lighting Products

Test Report Prepared for
Cooper Lighting Solutions
(formerly Eaton)

Brand: McGRAW-EDISON

Report Number: P386048

Luminaire Tested: **GWC-SA1C-830-U-SL2-HSS**

Issue Date: 3/3/2020

Test Information

Test Method: LM-79-08
Report Number: P386048
TEST IS SCALED FROM IESNA LM-79-08 TEST DATA (G2-1903-205-21)
Test Lab: INNOVATION CENTER
Issue Date: 3/3/2020
Manufacturer: COOPER LIGHTING SOLUTIONS (FORMERLY EATON)
Product Line: MCGRAW-EDISON
Catalog Number: GWC-SA1C-830-U-SL2-HSS
Description: GALLEON WALL LUMINAIRE
(1) 80 CRI, 3000K, 1050mA LIGHTSQUARE WITH 16 LEDS AND TYPE II SPILL
LIGHT ELIMINATOR OPTICS WITH HOUSE SIDE SHIELD
Light Source: -
Ballast/Driver: ELECTRONIC DRIVER

Summary

Lumens per Lamp: N/A
Luminaire Lumens: 4971 lumens
Efficiency: N/A
Efficacy: 85.7 lumens/watt
Luminous Opening: Rectangular (W 0.5' x L: 0.5' x H: 0')
IES Classification: Type III - Medium
BUG Rating: B1 - U0 - G2

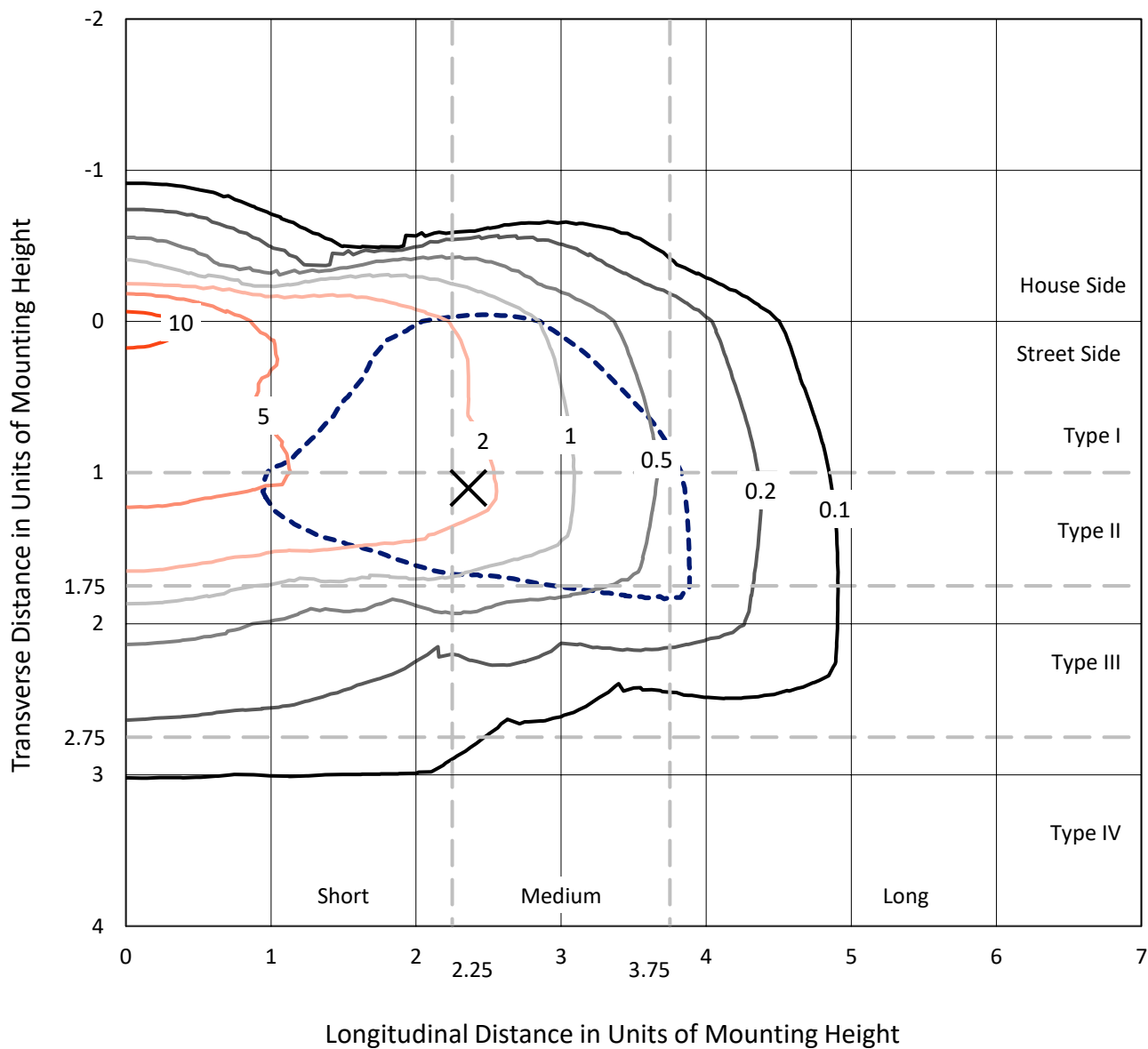
Input Watts (W): 58
Input Voltage (V): NR
Input Current (Ain): NR
Voltage Rise (V): NR
Power Factor: NR
Total Harmonic Distortion (THDi): NR
Frequency (hertz): 60
Stabilization Time: NR
Operation Time: NR
Ambient Temperature (°C): NR
Test Distance: 24 FT



REPORT NUMBER: P386048
 CATALOG NUMBER: GWC-SA1C-830-U-SL2-HSS

Iso-Footcandle Lines of Horizontal Illumination

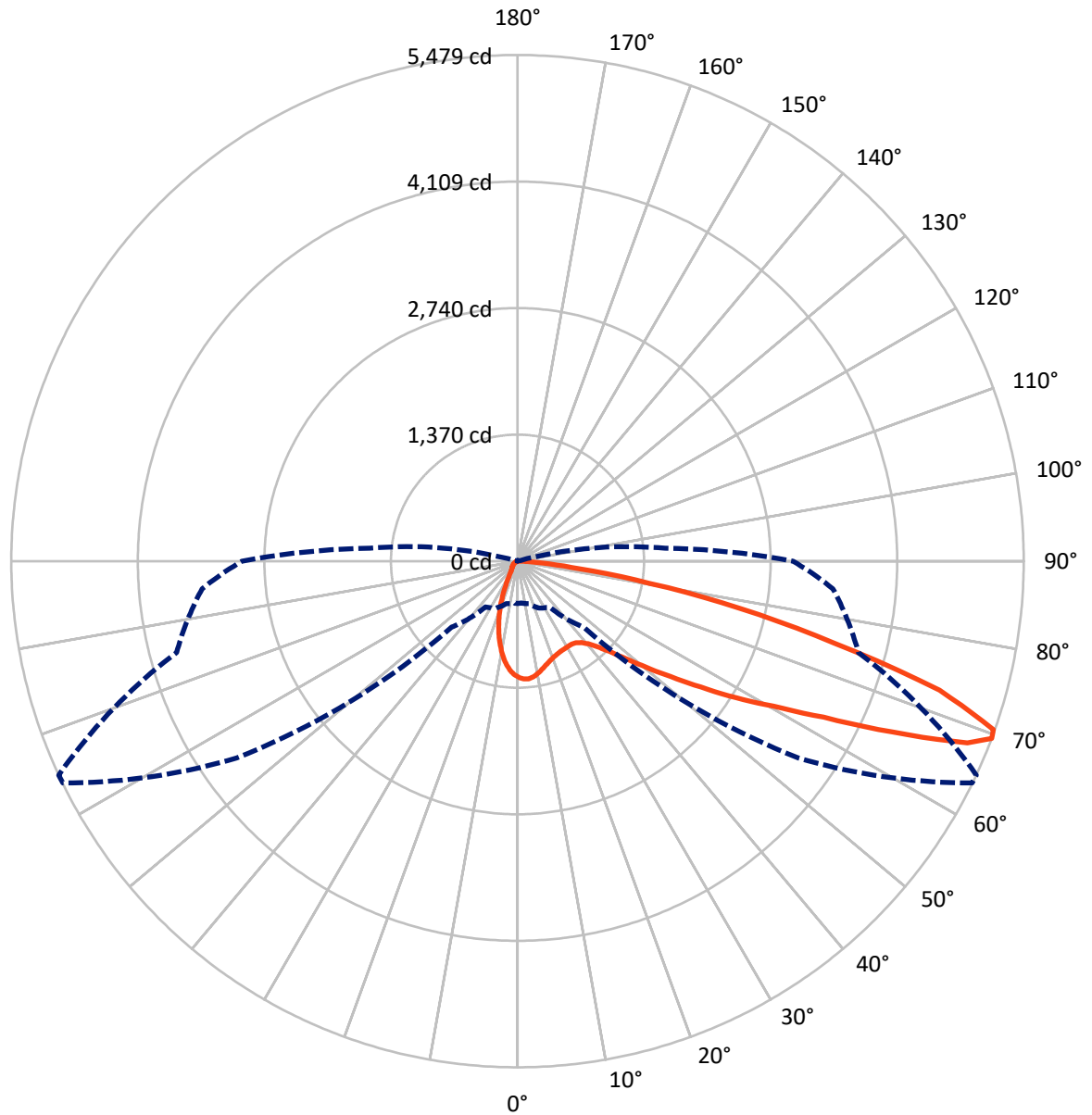
✕ Max cd
 - - - 1/2 Max cd



Based on 10 foot mounting height. Maximum calculated value = 12.6 fc
 Type III - Medium - N/A

REPORT NUMBER: P386048
CATALOG NUMBER: GWC-SA1C-830-U-SL2-HSS

Luminous Intensity Polar Plot



— Vertical Plane Through 65-Deg Lateral - - - Horizontal Cone Through 69-Deg Vertical

REPORT NUMBER: P386048

CATALOG NUMBER: GWC-SA1C-830-U-SL2-HSS

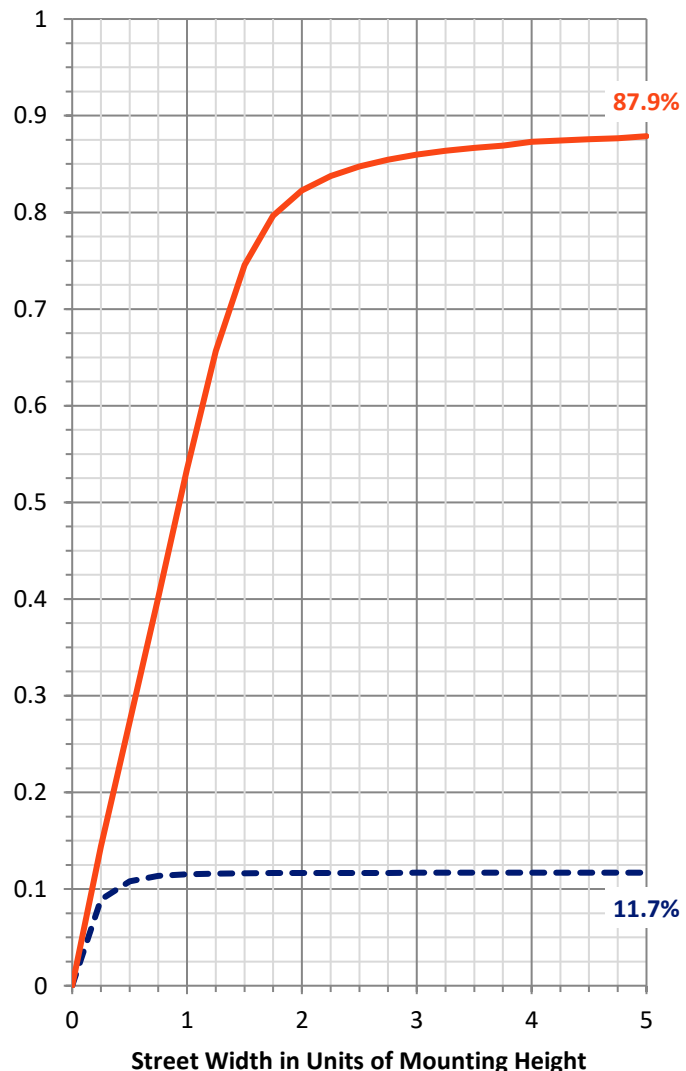
FLUX DISTRIBUTION:

		Downward	Upward	Total
House Side	Lumens	586.0	0.0	586.0
	% Fixture	11.8	0.0	11.8
Street Side	Lumens	4385.0	0.0	4385.0
	% Fixture	88.2	0.0	88.2
Total	Lumens	4971.0	0.0	4971.0
	% Fixture	100.0	0.0	100.0

Coefficient of Utilization

ZONAL LUMENS:

Zone	Lumens	% Fixture
0°-10°	105.0	2.1
10°-20°	229.9	4.6
20°-30°	318.5	6.4
30°-40°	444.1	8.9
40°-50°	690.2	13.9
50°-60°	1108.1	22.3
60°-70°	1253.4	25.2
70°-80°	736.1	14.8
80°-90°	85.6	1.7
90°-100°	0.0	0.0
100°-110°	0.0	0.0
110°-120°	0.0	0.0
120°-130°	0.0	0.0
130°-140°	0.0	0.0
140°-150°	0.0	0.0
150°-160°	0.0	0.0
160°-170°	0.0	0.0
170°-180°	0.0	0.0
0°-90°	4971.0	100.0
0°-180°	4971.0	100.0



REPORT NUMBER: P386048

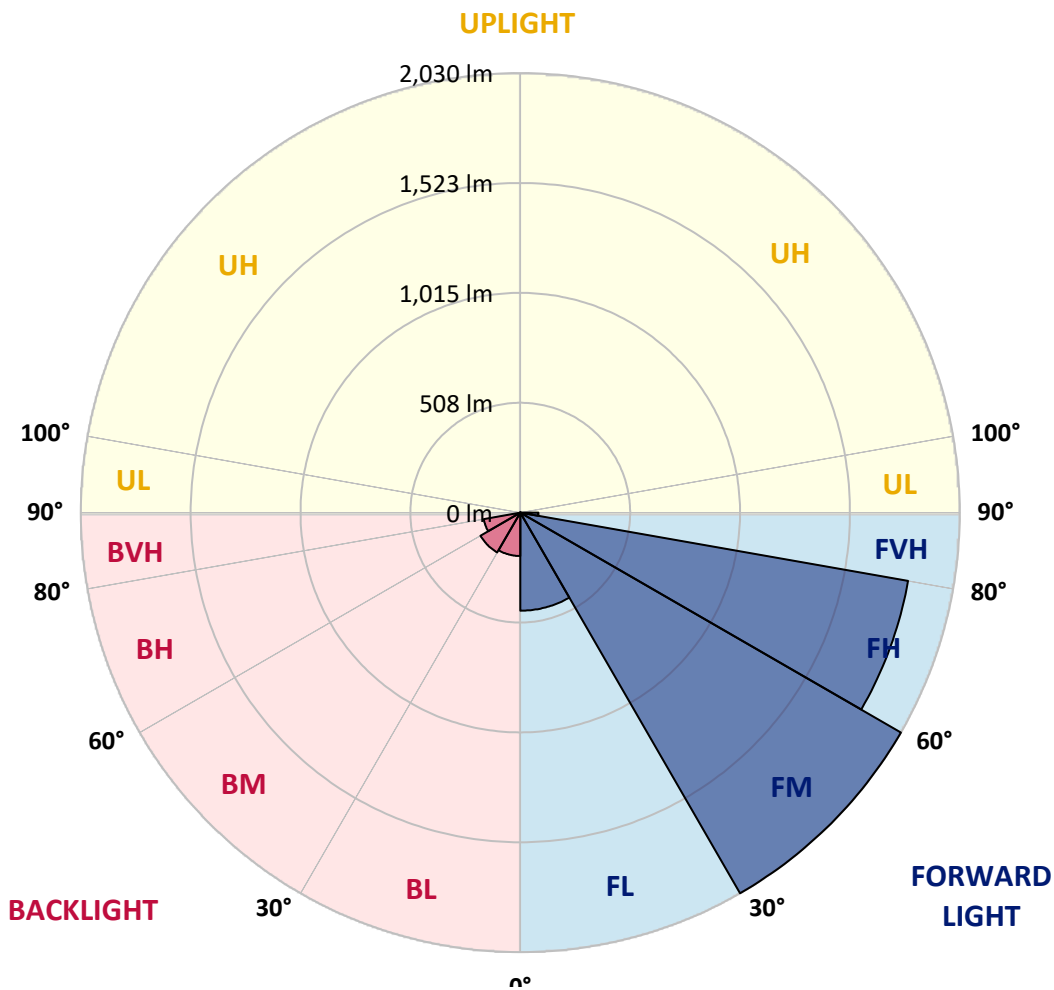
CATALOG NUMBER: GWC-SA1C-830-U-SL2-HSS

LUMINAIRE CLASSIFICATION SYSTEM LUMEN TABLE AND BUG RATING:

Zone	Lumens	% Fixture	Zone Rating/Lumen Limit		
			B	U	G
FL (0°-30°)	453.0	9.1			
FM (30°-60°)	2030.0	40.8			
FH (60°-80°)	1818.4	36.6			G2/5000
FVH (80°-90°)	83.7	1.7			G1/100
BL (0°-30°)	200.5	4.0	B1/500		
BM (30°-60°)	212.3	4.3	B0/220		
BH (60°-80°)	171.2	3.4	B1/500		G1/500
BVH (80°-90°)	1.9	0.0			G0/10
UL (90°-100°)	0.0	0.0		U0/0	
UH (100°-180°)	0.0	0.0		U0/0	

BUG Rating: B1-U0-G2

Type III Medium





REPORT NUMBER: P386048

CATALOG NUMBER: GWC-SA1C-830-U-SL2-HSS

CANDELA DISTRIBUTION (FULL):

	0°	5°	15°	25°	35°	45°	55°	64°	65°	75°	85°
0°	1256.2	1256.2	1256.2	1256.2	1256.2	1256.2	1256.2	1256.2	1256.2	1256.2	1256.2
2.5°	1267.3	1264.2	1266.7	1272.2	1274.9	1274.9	1277.0	1274.5	1275.3	1269.2	1260.4
5°	1188.0	1183.2	1190.1	1205.5	1224.4	1240.6	1264.6	1277.2	1278.5	1278.7	1268.4
7.5°	1102.6	1098.2	1108.5	1126.6	1151.0	1181.1	1222.9	1259.5	1261.6	1281.4	1273.8
10°	1033.2	1030.1	1042.0	1061.4	1090.0	1123.7	1175.0	1225.9	1232.0	1275.7	1273.0
12.5°	978.1	975.6	986.9	1009.2	1038.5	1075.7	1129.3	1188.4	1196.7	1262.9	1268.8
15°	937.9	937.5	947.0	968.4	1000.8	1035.5	1090.4	1153.7	1163.2	1249.0	1268.2
17.5°	916.9	917.5	924.5	942.8	970.5	1005.0	1057.6	1124.5	1134.8	1236.6	1271.3
20°	914.8	915.4	919.2	929.5	952.0	982.5	1030.9	1099.9	1110.6	1227.4	1276.4
22.5°	933.3	932.9	933.9	932.9	945.5	968.6	1013.2	1081.0	1093.4	1221.3	1280.4
25°	968.8	968.2	967.8	960.0	951.6	964.0	1005.9	1070.2	1082.0	1216.8	1282.7
27.5°	1018.3	1017.9	1017.2	1004.4	979.2	971.4	1006.7	1066.2	1076.1	1213.3	1282.3
30°	1083.3	1086.2	1085.4	1067.5	1028.2	993.9	1015.5	1064.1	1072.8	1206.3	1277.8
32.5°	1159.6	1165.5	1170.1	1151.0	1101.8	1038.5	1035.9	1066.4	1072.8	1201.1	1269.9
35°	1238.9	1246.5	1263.5	1256.8	1192.0	1105.6	1071.1	1080.3	1085.6	1204.0	1266.1
37.5°	1317.0	1326.0	1363.0	1382.6	1310.2	1194.3	1125.8	1114.6	1117.4	1221.9	1270.3
40°	1407.6	1421.3	1477.5	1509.0	1451.4	1313.2	1207.6	1173.5	1174.6	1261.2	1289.8
42.5°	1526.7	1540.8	1601.6	1651.0	1610.4	1463.4	1318.7	1263.5	1262.5	1334.8	1335.9
45°	1671.8	1686.5	1749.4	1804.3	1786.0	1641.3	1460.8	1395.0	1393.7	1451.0	1423.2
47.5°	1836.3	1850.8	1907.0	1963.6	1983.3	1849.1	1642.0	1574.4	1571.5	1612.3	1558.0
50°	1977.5	1986.9	2038.7	2114.8	2204.0	2104.5	1867.2	1802.2	1799.1	1826.6	1756.0
52.5°	2028.8	2034.2	2086.8	2193.5	2416.0	2450.3	2163.2	2079.5	2077.2	2089.1	2019.5
55°	1924.9	1934.8	1999.3	2157.5	2530.9	2841.1	2536.8	2422.8	2405.3	2379.4	2295.1
57.5°	1641.7	1657.5	1726.9	1937.3	2477.2	3151.2	3085.8	2811.1	2785.4	2627.2	2519.1
60°	1230.1	1249.4	1307.1	1534.0	2191.0	3261.6	3685.7	3243.7	3185.9	2824.5	2725.0
62.5°	844.1	853.8	892.9	1040.8	1613.6	3080.7	4187.5	3823.2	3717.6	3039.1	2947.8
65°	644.7	648.1	664.1	715.0	960.9	2502.5	4387.2	4587.8	4460.2	3295.7	3178.9
67.5°	519.6	516.8	538.9	611.7	643.4	1526.7	4154.3	5311.2	5251.5	3638.8	3411.6
69°	458.1	454.3	476.9	561.4	604.3	1009.2	3713.9	5475.5	5479.3	3819.9	3427.6
70°	412.3	414.8	437.1	531.5	591.1	792.2	3293.2	5433.6	5463.5	3887.6	3331.7
72.5°	275.3	282.1	326.9	441.3	568.4	599.5	1988.4	4662.7	4777.6	3735.1	2858.4
75°	155.2	160.3	213.5	332.8	535.5	570.9	1050.3	3435.1	3546.2	3123.4	2204.2
77.5°	76.1	78.9	120.7	214.8	447.8	544.0	595.7	2333.4	2460.2	2038.7	1246.7
80°	32.2	33.7	60.4	132.5	320.1	519.1	442.4	1436.0	1451.8	798.7	332.1
82.5°	12.4	12.8	25.5	82.7	203.4	404.7	370.0	680.9	664.5	150.4	75.7
85°	1.5	1.7	9.3	49.6	113.2	208.2	300.6	293.4	271.6	29.9	38.9
87.5°	0.0	0.0	0.6	15.1	33.7	97.6	156.3	121.8	109.8	9.7	20.2
90°	0.0	0.0	0.0	0.0	0.0	0.0	0.0	0.0	0.0	0.0	0.0



REPORT NUMBER: P386048

CATALOG NUMBER: GWC-SA1C-830-U-SL2-HSS

CANDELA DISTRIBUTION (continued):

	90°	95°	105°	115°	125°	135°	145°	155°	165°	175°	180°
0°	1256.2	1256.2	1256.2	1256.2	1256.2	1256.2	1256.2	1256.2	1256.2	1256.2	1256.2
2.5°	1253.0	1250.9	1239.6	1223.2	1207.6	1188.2	1169.7	1158.6	1149.7	1143.9	1150.8
5°	1256.4	1247.1	1212.6	1168.5	1125.1	1076.3	1030.9	992.4	977.3	960.4	968.0
7.5°	1255.3	1237.9	1175.8	1097.2	1017.6	935.4	857.6	797.6	766.5	736.0	743.8
10°	1250.1	1220.6	1126.6	1010.1	891.0	772.8	662.4	578.4	531.5	489.1	495.2
12.5°	1238.5	1197.5	1068.6	910.4	751.1	595.3	465.9	358.4	300.8	275.3	278.5
15°	1231.6	1175.0	1007.1	809.4	601.8	414.6	284.8	211.8	185.5	177.1	178.2
17.5°	1228.2	1153.3	943.6	693.9	449.1	264.0	184.1	162.4	156.7	155.2	155.7
20°	1224.8	1131.4	878.2	579.7	309.4	177.5	151.2	144.9	142.8	140.9	141.4
22.5°	1219.2	1110.4	807.9	464.0	208.7	144.1	136.3	130.2	125.8	123.5	123.9
25°	1212.2	1088.3	736.2	345.6	152.3	128.5	121.2	112.5	107.3	103.1	103.3
27.5°	1201.1	1061.2	662.2	251.6	127.9	115.1	105.2	95.7	86.9	82.0	82.0
30°	1185.5	1030.5	579.9	180.1	114.6	101.8	89.8	78.0	68.6	64.2	63.7
32.5°	1168.3	998.5	496.8	136.5	104.1	89.4	75.7	63.3	54.9	51.3	51.1
35°	1153.5	964.0	414.0	114.4	93.6	77.4	62.5	52.0	45.2	42.3	42.1
37.5°	1144.1	929.5	333.2	102.2	84.1	66.3	52.4	42.9	38.1	35.8	35.5
40°	1142.6	903.9	259.4	93.0	75.3	56.4	43.8	36.4	32.0	29.4	29.2
42.5°	1161.7	889.1	199.0	85.2	66.3	47.7	37.2	31.1	26.5	24.0	23.8
45°	1212.0	893.8	153.1	78.2	57.2	40.4	31.6	25.9	21.7	19.8	19.4
47.5°	1303.7	925.7	121.8	71.3	48.6	34.3	26.9	21.5	17.9	16.0	15.8
50°	1466.9	1000.8	101.8	63.7	40.6	29.2	22.3	17.5	14.5	12.8	12.6
52.5°	1683.6	1134.6	90.9	56.4	33.7	24.8	18.3	13.9	11.4	10.1	9.9
55°	1922.6	1296.6	83.7	48.4	27.6	20.6	14.5	10.9	8.8	7.8	7.4
57.5°	2155.8	1436.9	77.0	40.6	22.9	16.8	11.6	8.6	6.9	5.9	5.7
60°	2370.2	1565.8	69.2	32.6	18.7	13.3	9.0	6.7	5.5	4.4	4.4
62.5°	2599.7	1665.5	58.5	25.5	15.4	10.1	7.4	6.1	4.4	3.8	3.6
65°	2842.8	1739.6	45.9	19.8	12.0	7.6	6.1	6.3	3.6	2.7	2.5
67.5°	3022.4	1724.8	33.9	15.6	9.3	5.9	5.9	6.7	3.2	2.1	1.9
69°	2982.9	1605.1	28.4	13.5	8.0	5.0	5.5	6.7	2.9	1.9	1.7
70°	2868.3	1472.6	25.0	12.0	7.2	4.6	5.3	6.5	2.7	1.9	1.7
72.5°	2388.7	1109.1	19.6	9.0	5.7	3.8	4.4	5.7	2.7	1.9	1.5
75°	1796.8	709.9	14.9	6.5	4.2	2.9	3.4	4.2	2.7	1.7	1.5
77.5°	977.7	256.0	10.7	4.4	2.9	2.3	2.3	3.2	2.5	1.3	0.8
80°	251.4	64.4	6.7	2.9	2.3	1.7	1.5	2.1	1.5	0.2	0.0
82.5°	62.1	14.5	3.6	2.1	1.7	0.6	0.6	1.1	0.6	0.0	0.0
85°	34.1	7.2	2.3	1.5	0.8	0.0	0.0	0.2	0.0	0.0	0.0
87.5°	17.5	2.1	0.6	0.4	0.2	0.0	0.0	0.0	0.0	0.0	0.0
90°	0.0	0.0	0.0	0.0	0.0	0.0	0.0	0.0	0.0	0.0	0.0

Signify Classified - Internal
Cooper Lighting Solutions Photometric Lab
1121 Highway 74 South
Peachtree City, GA 30269

Scaled Data Report



Report Generated By 670245982

Signify Classified - Internal
Cooper Lighting Solutions Photometric Lab
1121 Highway 74 South
Peachtree City, GA 30269

Scaled Data Report



Signify Classified - Internal
Cooper Lighting Solutions Photometric Lab
1121 Highway 74 South
Peachtree City, GA 30269

Scaled Data Report



Signify Classified - Internal
Cooper Lighting Solutions Photometric Lab
1121 Highway 74 South
Peachtree City, GA 30269

Scaled Data Report





--- HS — SS

Signify Classified - Internal
Cooper Lighting Solutions Photometric Lab
1121 Highway 74 South
Peachtree City, GA 30269

Scaled Data Report



u

Signify Classified - Internal
Cooper Lighting Solutions Photometric Lab
1121 Highway 74 South
Peachtree City, GA 30269

Scaled Data Report



Signify Classified - Internal
Cooper Lighting Solutions Photometric Lab
1121 Highway 74 South
Peachtree City, GA 30269

Scaled Data Report



(END OF REPORT)